
















1. Have you or members of your agency participated in any Florida RTAP sponsored training and education programs in the past two years?			
		Response Percent	Response Count
Yes - I have participated		66.7%	28
Yes - Members of my agency have participated		50.0%	21
No		14.3%	6
	<i>answered question</i>		42
	<i>skipped question</i>		2

2. Which locations have you or members of your agency participated in any of the RTAP Program's training sessions?			
		Response Percent	Response Count
Attended sessions in Tampa at the USF Center for Urban Transportation Research (CUTR)		66.7%	24
Offered at regional RTAP training locations throughout Florida (and not at CUTR)		55.6%	20
	<i>answered question</i>		36
	<i>skipped question</i>		8

3. How likely would you or members of your agency be participating in online distance learning RTAP training sessions?

		Response Percent	Response Count
Very likely		54.8%	23
Somewhat likely		26.2%	11
Neutral		11.9%	5
Somewhat unlikely		4.8%	2
Very unlikely		2.4%	1
		answered question	42
		skipped question	2





4. To participate in the distance learning sessions, you need access to a technology such as a telephone connection, a computer, and high speed internet access. Please indicate which of the following technology equipment is readily available to you for participating in online training. (Check all that apply)

		Response Percent	Response Count
Telephone		90.5%	38
Computer		95.2%	40
High speed internet access		90.5%	38
Web cam		4.8%	2
Headset for streaming audio via computer		14.3%	6
		answered question	42
		skipped question	2

5. Understanding that the commitment of staff is challenging in small transit agencies, please rate your preference as to the duration of training programs that should be offered.

	Strongly favor	Somewhat favor	Somewhat oppose	Strongly oppose	No opinion	Response Count
1 hour or less	65.6% (21)	18.8% (6)	9.4% (3)	3.1% (1)	3.1% (1)	32
1 hour to 2 hours	57.6% (19)	39.4% (13)	0.0% (0)	3.0% (1)	0.0% (0)	33
Half-day (4 hours)	30.3% (10)	57.6% (19)	9.1% (3)	3.0% (1)	0.0% (0)	33
1 day	28.1% (9)	46.9% (15)	15.6% (5)	6.3% (2)	3.1% (1)	32
2 days	24.1% (7)	27.6% (8)	27.6% (8)	17.2% (5)	3.4% (1)	29
3 or more days	22.6% (7)	9.7% (3)	35.5% (11)	29.0% (9)	3.2% (1)	31
	answered question					41
	skipped question					3

6. If some of the shorter sessions (1-2 hours) could be offered online, how likely would you be to have your staff to attend training remotely?

		Response Percent	Response Count
Very likely		68.3%	28
Somewhat likely		22.0%	9
Neutral		7.3%	3
Somewhat unlikely		0.0%	0
Very unlikely		2.4%	1
	answered question		41
	skipped question		3




7. Which, if any, of the following workshops/conference do you or members of your agency attend?

	I usually attend	Others from my agency usually attend	No one from my agency usually attends	Response Count
Florida Commission for Transportation Disadvantaged Annual Conference and EXPO, traditionally held in Orlando in August	68.6% (24)	54.3% (19)	2.9% (1)	35
FDOT/FPTA/CUTR Professional Development Workshop held in Tampa at the USF Embassy Suites in May or June	37.1% (13)	51.4% (18)	28.6% (10)	35
FPTA Annual Meeting held in the fall	29.4% (10)	32.4% (11)	47.1% (16)	34
Florida Commuter Choice Summit held in December	9.7% (3)	19.4% (6)	74.2% (23)	31
Other Florida transportation-related conferences you attend (please specify)				8
answered question				37
skipped question				7








8. To what extent do you favor or oppose receiving RTAP training sessions in conjunction with each of the following conferences or workshops?

	Very favorable	Somewhat favorable	Somewhat unfavorable	Very unfavorable	No opinion	Response Count
Florida Commission for Transportation Disadvantaged Annual Conference and EXPO, traditionally held in Orlando in August	79.4% (27)	14.7% (5)	0.0% (0)	0.0% (0)	5.9% (2)	34
FDOT/FPTA/CUTR Professional Development Workshop held in Tampa at the USF Embassy Suites in May or June	64.7% (22)	17.6% (6)	2.9% (1)	0.0% (0)	14.7% (5)	34
FPTA Annual Meeting held in the fall	39.4% (13)	18.2% (6)	3.0% (1)	6.1% (2)	33.3% (11)	33
Florida Commuter Choice Summit held in December	31.3% (10)	12.5% (4)	3.1% (1)	12.5% (4)	40.6% (13)	32
Other Florida transportation-related conferences you attend (please specify)						2
<i>answered question</i>						35
<i>skipped question</i>						9



9. If you or members of your agency could attend only one of these events, which would it be?

		Response Percent	Response Count
<p>Florida Commission for Transportation Disadvantaged Annual Conference and EXPO, traditionally held in Orlando in August</p> 		50.0%	17
<p>FDOT/FPTA/CUTR Professional Development Workshop held in Tampa at the USF Embassy Suites in May or June</p> 		44.1%	15
<p>FPTA Annual Meeting held in the fall</p> 		5.9%	2
<p>Florida Commuter Choice Summit held in December</p>		0.0%	0
<p>Other Florida transportation-related conferences you attend (please specify)</p>		0.0%	0
		answered question	34
		skipped question	10

10. The Florida RTAP has provided a wide variety of training and continuing education opportunities. Please provide us with any specific topics that should be addressed and offered by the Florida RTAP training and education program in the next year or two. Please be as specific as possible.

		Response Percent	Response Count
Operations Topics:		64.0%	16
Maintenance Topics:		52.0%	13
Human Resources Topics:		32.0%	8
Safety and Security Topics:		48.0%	12
Administrative Topics:		36.0%	9
Grant and Finance Topics:		52.0%	13
Other Topics:		28.0%	7
		<i>answered question</i>	25
		<i>skipped question</i>	19

11. Should Florida RTAP adopt an attendance policy for people who register for training and continuing education classes, but then do not attend (no show)?

		Response Percent	Response Count
Yes		88.6%	31
No		11.4%	4
		<i>answered question</i>	35
		<i>skipped question</i>	9










12. Listed below are four options regarding attendance policy. Thinking about each one, rank each one with your preference from first choice (preferred) to fourth choice (least preferred). You may only have one "first choice", etc.

	First choice	Second choice	Third choice	Fourth choice	Response Count
REGISTRANTS who are unable to attend and do not notify the Program will be put on the "wait list" for the next training class – and only permitted to be registered if open seats exist after the registration deadline.	79.3% (23)	10.3% (3)	10.3% (3)	0.0% (0)	29
REGISTRANTS who have a pattern of "no shows" will be restricted from registering for future classes for 12 months.	16.0% (4)	60.0% (15)	24.0% (6)	0.0% (0)	25
AGENCIES whose employees have a pattern of "no shows" will be restricted from registering for future classes for 12 months.	8.3% (2)	16.7% (4)	54.2% (13)	20.8% (5)	24
NO CHANGE TO CURRENT ATTENDANCE POLICY	13.0% (3)	8.7% (2)	13.0% (3)	65.2% (15)	23
				Other (please specify)	5
				<i>answered question</i>	32
				<i>skipped question</i>	12

13. Comments:

	Response Count
	5
	<i>answered question</i>
	5
	<i>skipped question</i>
	39

14. Contact Information (optional): Please provide in case we need to follow-up.

		Response Percent	Response Count
Name:		96.0%	24
Organization:		92.0%	23
Address:		88.0%	22
Address 2:		12.0%	3
City/Town:		88.0%	22
State:		92.0%	23
ZIP/Postal Code:		88.0%	22
Email Address:		92.0%	23
Phone Number:		84.0%	21
		<i>answered question</i>	25
		<i>skipped question</i>	19